



## An Assistance Teachers of Development Google Slide-Based Learning Media at School

**Adi Wijaya<sup>1</sup>, Ehwanudin<sup>2</sup>, Rifki Nur Salis<sup>3</sup>**

<sup>123</sup> Institut Agama Islam Ma'arif NU (IAIMNU) Metro Lampung

 adywijayaa06@gmail.com

Abstract	Article Info
<p>This community service is motivated by the lack of skills, insight and competence of teachers in the use of technology as a learning medium. The learning activities of students only listen to explanations from the teacher and take notes on learning materials. So that learning seems less interesting, monotonous, and only teacher-cantered. Therefore, the purpose of this community service is to develop Google Slide for school or madrasah teachers in Lampung Province, apply and utilize Google Slides, and seek to improve the quality of teachers in using technology as a learning media tool. This study uses the lecture method and the method of practice (drill practice) the manufacture and development of learning media based on Google Slides. The drill practice is an activity of doing the same thing, and is done repeatedly and earnestly with the aim of perfecting a skill so that it becomes permanent. The results of this community service are in the form of Google Slide that can be used as a learning media tool to convey information and learning materials are more interesting. In addition, this service activity also received a positive response, as evidenced by the enthusiasm of the teachers in following through to completion so that they could develop Google Slides learning media.</p>	<p><i>Article History</i>  <i>Received:</i>            May 06, 2022  <i>Revised:</i>            July 17, 2022  <i>Accepted:</i>            July 28, 2022</p> <p><i>Keywords:</i>  <i>Assistance Teachers,</i>  <i>Using Learning</i>  <i>Media, Assistance</i>  <i>Using Media</i></p>
Published by	Yayasan Payungi Smart Madani
Website	<a href="https://journal.payungi.org/index.php/ijcep">https://journal.payungi.org/index.php/ijcep</a>
This is an open access article under the CC BY SA license	<a href="https://creativecommons.org/licenses/by-sa/4.0/">https://creativecommons.org/licenses/by-sa/4.0/</a>
	

## INTRODUCTION

Science and technology in the current era of modernization is growing. So that it increasingly encourages renewal efforts in the use of technological results, especially in the learning process. Because technology provides changes to the implementation of learning (Keengwe & Georgina, 2012). Progress in the current era of modernization has an impact on many things, one of which is what we are currently experiencing in the world of education that implements and develops learning media as a means for intermediaries to convey information and materials in learning activities. Therefore, an educator in using learning media needs to select and develop appropriate learning media to be used in the process of learning activities (Fajar et al., 2017). This is also inseparable from various factors of teacher readiness in teaching and applying learning media well, as well as student learning readiness and student mastery in using learning media.

Learning media is one of the tools used to attract and clarify information and material presented by educators (Fauziah, n.d.). The use of interesting learning media can create excitement in learning, allow more ongoing interactions between students and the environment and reality, allow students to learn independently according to their abilities and interests, and make students more sensitive in paying attention to the learning material delivered by educators (Sardiman, 2020). Thus, the learning objectives contained in the material can be conveyed more easily to students in understanding the learning material, provide assistance and special attraction for students, and can maximize the achievement of learning objectives.

Therefore, the use of learning media is one of the most important parts that educators must pay attention to in every learning activity. But in reality what happens in schools is still not many educators who use learning media as a tool in the learning process and the learning process is only centered on educators. Because there is still a lack of mastery in using technology, lack of skills in developing learning media and choosing the right media to use in the learning process. Then the learning activities of students only listen to the teacher's explanation and take notes on the learning material. When the learning process takes place very few students respond to the learning. Media commonly used by educators are only limited to pictures in textbooks or learning material books. So that it can result in the inactivity of students, due to the saturation of students' learning in the monotonous learning process and only one-way communication. The teacher only explains or only gives assignments to students. as it is known that the 2013 curriculum learning books also tend to contain little learning material, and can lead to misunderstandings by students or even the teacher himself (Sukmanasa et al., 2020).

So, the focus of the mentoring target that will be carried out is to concentrate on the empowerment goals that are being carried out. The focus of mentoring must be stated explicitly to make it easier for researchers before carrying out observations. The focus of the research is the outline of the research, so observation and analysis of research results will be more focused. The focus of the service carried out by researchers is to focus on the use and development of learning media through the Google Slide for school/madrasah teachers in Lampung Province.

Therefore, referring to the issue and the focus of the problem, the reasons for choosing assistance are as follows:

- 1 To train and provide assistance for the development of based learning media Google Slide for school/madrasah teacher in Lampung Province.
- 2 Provide an understanding of the based learning media Google Slide for school/madrasah teachers in Lampung Province.
- 3 Providing solutions and contributions so that those who are trained and assisted can improve the skills of teachers so as to increase teacher creativity in teaching
- 4 Increase the potential of teachers in improving teacher skills in designing Google Slides attractive, and teachers can also find out the effectiveness of using Google Slides.

Based on the background of these conditions, the need for assistance in the development of Google Slide for school/madrasah teachers in Lampung Province in order to increase the creativity and quality of teachers in teaching. However, previously someone has done research on Google Slides media, namely "Development of Google Slide-Based Interactive Learning Media on Simple Fractions in Elementary Schools" (Purnama & Pramudiani, 2021). Then there is also about "Development of Google Slide-Based Interactive Learning Media in Elementary School Social Studies Subjects" (Marifah & Amaliyah, 2022).

However, even though there are similarities regarding the Google Slides media, what makes the difference is that, if the research was conducted specifically only at elementary schools, then the assistance that we provide is for all teachers in the province of Lampung. So that after mentoring, teachers in any field can create and apply Google Slides especially in designing Google Slides interesting, and teachers can also find out the effectiveness of using Google Slides learning media. In addition, Google Slides media as an alternative new learning media that can attract students in the process of learning activities. Media Google Slides is one of the software for making presentation slides online (Purnamasari et al., 2019). Google Slides is also an appropriate medium for presentations in the current digitalization era, the media can be used for offline and online learning, either with a laptop or mobile phone (WALIA & Toybah, 2022).

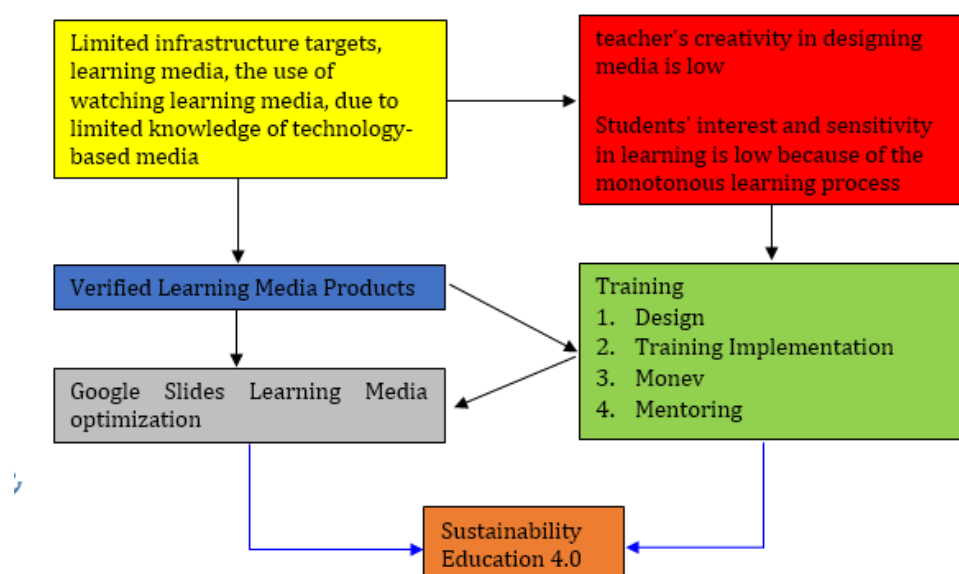
Then in addition to the appearance in the form of slides and pictures, on Google Slides there are also various kinds of images that can be used according to the material to be delivered, educators can also provide attendance to students, provide material in the form of text, videos, and games in Google Slide (Santoso & Th, 2021). So with the existence of Google Slide which is used as a tool in the learning process and is very supportive to be used as a learning medium, especially in the current era of modernization. Therefore, it is important to assist the development of Google Slide for school/madrasah teachers in Lampung Province in order to increase the potential of teachers in applying technology in the learning process so that learning is more effective and interesting.

## **METHOD**

The type of strategy used in assisting the development of Google Slide for school or madrasah teachers in Lampung Province is by using the lecture method and the practical training method (drill practice) the creation and development of Google Slide-based learning media. The drill practice is an activity of doing the same thing (Baharudin, 2020), and is done repeatedly and earnestly with the aim of perfecting a skill to make it permanent (Sudjana, 2011). The drill practice carried out by means of the training and service proposer team coming to the Ma'arif Islamic Institute (IAIMNU) campus in Metro Lampung to carry out socialization of training on the development of Google Slide-based learning media.

The drill practice used considering that there are still many teachers who have difficulty in delivering subject matter in the classroom during the learning process. Therefore, the drill practice can help the difficulties experienced by teachers in conveying and using learning media. Because the practice of developing Google Slides will be repeated in earnest until educators are really able to use Google Slides and can perfect a skill to make it permanent. The picture of the steps of community service activities can be seen in the following picture:

Figure 1. Image of Assistance in developing learning media based on Google Slides



## RESULT AND DISCUSSION

Community service activities carried out in the form of mentoring through training activities for developing Google Slide for school/madrasah teachers in the province of Lampung. The mentoring activity was carried out for three months, from August to October 2021. The details of the implementation of the mentoring activities are:

Table 1 Details of mentoring implementation activities

No.	Date	Activities	Implementing
01	Monday, 23 August, 2021	Determining the purpose	Servant
02	Monday, 06 September 2021	Management of licensing for	Servant
03	Wednesday, 15 September 2021	Conducting interviews with	Servant

04	Tuesday, 21 September 2021	Planning time for implementation of	Servant and teacherschools/madrasahs in the province of Lampung
05	Saturday, October 09, 2021	Implementation of activities and evaluation	of school/madrasah service and teachers in the province of Lampung

The explanation of the details of the implementation of the development assistance activities for learning media based on Google Slides for school/madrasah teachers in Lampung Province are:

#### 1 Purpose of service

Implementation of these activities aims to help develop teacher creativity in teaching, teachers can create and apply Google Slides especially in designing Google Slides interesting, and teachers can also find out the effectiveness of using Google Slides (Setiahati et al., 2022). So with mastery in using Google Slides learning media, teachers can teach learning materials more interesting and effective. So that the learning objectives can be achieved well.

#### 2 Licensing Management

The service team takes care of licensing on Monday, September 6, 2021. Licensing for service activities is carried out by the service team and explains to the school about the purpose of service and the desire to do it directly with several teachers in Lampung province who participate in media development mentoring activities-based learning Google Slide for school/madrasah teachers in the province of Lampung.

#### 3 Interviews

Interviews were conducted on Wednesday, September 15, 2021 with principals and school/madrasah teachers in Lampung Province regarding learning media and the learning process, especially when learning online. What are the teacher's needs or problems that often arise in learning, and what are the conditions of learning in the classroom or online. Then how is the creativity of teachers in using technology as a learning medium such as Google Meet, PPT, Video, Google Forms or Google Slides.

#### 4 Planning for Service Implementation

The service team designs the process of service activities that will be carried out at the IAIMNU Metro Lampung Campus. Whether it's in *the setting* of the activity venue, banner, table or chair.

#### 5 Implementation and Evaluation of Activities

The results of the survey on the condition of subjects assisted by school/madrasah teachers in Lampung Province still have teachers who have not mastered technology, especially technology that can be used for learning media, especially Google Slide. As for some of the descriptions in training and mentoring in

the development of learning media based on Google Slides for school/madrasah teachers in Lampung Province are as follows:

- a. The initial step taken was to systematically design the training process, both from the readiness of the material to be delivered, the media to be used for practice, and determining skills specifically and sequentially, so that the implementation of the Google Slides can be carried out effectively.
- b. The learning media development training team provided material on the meaning, function, use, and steps of developing Google Slide to teachers using the lecture method, then invited the teachers to practice the Google Slides repeatedly and seriously so that teachers are able to use Google Slides learning media. The steps are as follows:
  - 1) Have a gmail.
  - 2) Login to gmail then click New and select the Google Slides application.
  - 3) Create a Google Slides presentation.
  - 4) The editing process for generating Google Slides products.
  - 5) product Google Slides.
  - 6) Implementation (Basori, 2021).

Table 2 Schedule of Service Activities

No.	Date	Time	Event	Saturday
1	Saturday, 09 October 2021	10.00- 10.30	Opening	MC. Student
2		10.30- 12.00	Material Google Slide	Servant: Ehwanudin and Adi Wijaya assisted by student Rifki Nur Salis
3		12.00- 13.00	Break	Break
4		13.00- 14.30	Practice	Ehwanudin and Adi Wijaya assisted by student Rifki Nur Salis
5		14.30- 15.00	Evaluation	Ehwanudin and Adi Wijaya assisted by student Rifki Nur Salis
6		15.00- 15.30	Closing	MC. Student



In the service implementation activities that have been carried out, the teachers participated enthusiastically, either by listening to the material presented by the presenters or by following the practice of making Google Slides. Besides that, the enthusiasm of the teachers was also shown by several kinds of questions that arose from the teachers regarding the material presented by the presenters. The questions asked by some teachers include:

- 1) Differences and similarities between Google Slides and PPT.
- 2) The costs involved in using Google Slides.
- 3) Internet connection stability.
- 4) Access via HP.
- 5) Features in Google Slides.

The question and answer session was used well by the teachers to get the desired understanding.

- c. Field monitoring and evaluation is carried out regularly and evaluates directly if there is a discrepancy between implementation and planning and is proven by looking at the results of the Google Slides that has been made by the teacher (Elfindri, 2011).

Figure 1 Assistance Teachers in developing Learning Media Using Google Slides



Training and assistance in developing Google Slides for school/madrasah teachers in Lampung Province received a positive response. The teachers were very enthusiastic in participating in training and mentoring in the development of Google Slides from start to finish, both in the practice of developing Google Slides media until the media was ready and could be used for learning. Although the Google Slides that have been made by the teachers are still a little creative in the display of the images chosen, at least the teachers can develop it again, because they already understand how to develop Google Slides-based learning media.

Teachers are also aware that with current technological advances, it requires teachers to continue to innovate in learning. One of the innovations that can be done is by developing learning media based on Google Slides. Because with Google Slides which can be developed with various kinds of images as needed, you can also send material in the form of text, videos, documents, and can even send assignments through Google Slides learning media. So that it can grow the attractiveness, motivation and interest of students in learning, thus the information and material that the teacher wants to convey to students can be understood and can achieve learning objectives.

## CONCLUSION

The teacher's role is very important in educating, and transforming knowledge to students. So one way to help teachers in teaching subjects interactively is by developing learning media. learning media Google Slides is one of the media that can help teachers to teach in schools/madrasahs. Google Slides has a slide and pictorial display, educators can also provide attendance to students, provide material in the form of text, videos, and games in Google Slides learning media. Based learning media Google Slide that is used as a tool in the learning process, especially in the current era of modernization in order to optimize teachers in teaching in order to achieve learning objectives.

## ACKNOWLEDGMENTS

This community service activity was funded by Lembaga Penelitian dan Pengabdian Masyarakat (LPPM) Institut Agama Islam Ma'arif NU (IAIMNU) Metro.

## REFERENCES

- Baharudin, R. (2020). Penggunaan metode drill dalam mengatasi kesulitan belajar siswa pada materi pendidikan agama islam kelas x-1 sma muhammadiyah 4 jakarta. *Jurnal Ilmu Pendidikan Muhammadiyah Kramat Jati*, 1(1), 20–30.
- Basori, I. S. (2021). *Pembelajaran dalam Jaringan (Daring) di Era Digital dengan Google Suite*. Indrianto Setyo Basori.
- Elfindri, E. (2011). Beberapa Teknik Monitoring dan Evaluasi (MONEV). *Jurnal Kesehatan Komunitas*, 1(3), 106–128.
- Fajar, S., Riyana, C., & Hanoum, N. (2017). Pengaruh penggunaan media powtoon terhadap hasil belajar siswa pada mata pelajaran ilmu pengetahuan sosial terpadu. *Jurnal Pengajaran MIPA*, 3(2), 101–114.
- Fauziah, L. N. T. W. S. S. (n.d.). Analisis Pemanfaatan Media Pembelajaran Berbasis TIK di Sekolah Dasar Negeri Pengadlan 5 Kota Bogor. *JPI (Jurnal Pendidikan Indonesia): Jurnal Ilmiah Pendidikan*, 7(4).
- Keengwe, J., & Georgina, D. (2012). The digital course training workshop for online learning and teaching. *Education and Information Technologies*, 17(4), 365–379.
- Marifah, S., & Amaliyah, N. (2022). Pengembangan Media Pembelajaran Interaktif Berbasis Google Slide pada Mata Pelajaran IPS Sekolah Dasar. *Jurnal Basicedu*, 6(4), 7563–7572.
- Purnamasari, S., Heryawan, A., & Ardie, R. (2019). Pengembangan Model Media Pembelajaran Berbasis Google Slide Pada Mata Pelajaran IPS Di SMP. *JTPPM (Jurnal Teknologi Pendidikan Dan Pembelajaran): Edutech and Intructional Research*



- Journal*, 6(1).
- Santoso, S. L., & Th, S. (2021). Gosli Hadir, Motivasi Kudapat Pada Siswa Kelas 7 Yang Beragama Kristen Di SMP Negeri 4 Kota Madiun Tahun 2019. *Jurnal Revolusi Pendidikan (JUREVDIK)*, 4(3), 81–85.
- Sardiman, A. M. (2020). *Interaksi & motivasi belajar mengajar*.
- Setiahati, I. P., Triayomi, R., Sukarman, S., & Wibagso, S. S. (2022). Pemanfaatan Google Apps for Education (GAFE) sebagai Media Pembelajaran Sekolah Dasar. *Jurnal Basicedu*, 6(3), 5416–5422.
- Sudjana, N. (2011). Penilaian hasil dan proses belajar mengajar. *Bandung: Rosda Karya*, 180, 303–314.
- Sukmanasa, E., Novita, L., & Maesya, A. (2020). Pendampingan pembuatan media pembelajaran Powtoon bagi guru Sekolah Dasar Gugus 1 Kota Bogor. *Transformasi: Jurnal Pengabdian Masyarakat*, 16(1), 95–105.
- WALIA, F., & Toybah, T. (2022). *Pengembangan media pembelajaran tematik berbasis google slide pada subtema hubungan antar makhluk hidup dalam ekosistem kelas v sdn 03 tanjung batU*. Sriwijaya University.

---

**Copyright holder:**

© Adi Wijaya, Ehwanudin, Rifki Nur Salis. (2022)

**First Publication Right:**

International Journal of Community Engagement Payungi

**This article is licensed under:**

CC-BY-SA

